



**Learn literacy online at
your local library.**



Connect with us: www.literacyplanet.com | hello@literacyplanet.com

© 2021 Intrepica Pty Ltd. All rights reserved.
LiteracyPlanet is a trademark of Intrepica Pty Ltd.



Contents

About LiteracyPlanet

Signing up

Student Experience

Applications and browsers

My Missions

Collections

My Avatar

Word Morph

Library

Support

About LiteracyPlanet

LiteracyPlanet is the perfect tool to help your students build their foundational skills in spelling, vocabulary, grammar and reading. It is also ideal for targeting learning gaps that are often hard to resolve in a busy school day or in a crowded curriculum.

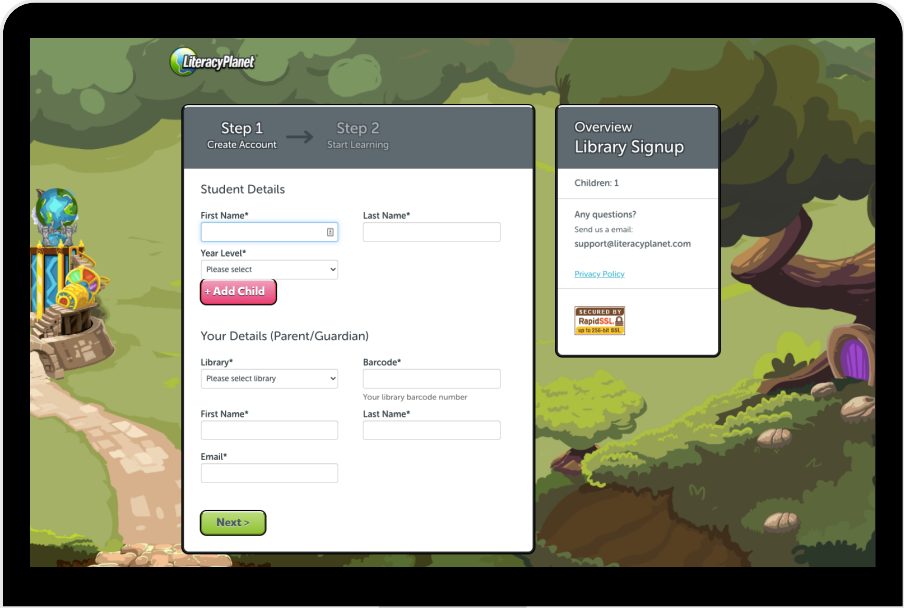
This guide has been created for teachers, parents and families of children who are teaching in the classroom or at home. It will provide you with a quick journey through the student experience.

Before we begin your journey, let's look at how you can help your child or student have fun while learning literacy.



Signing up

1. When a new parent/student at a participating library wants to sign up to LiteracyPlanet, ensure you have your library barcode ready.
2. Go to https://app.literacyplanet.com/library_signup, and complete the student and parent details.
The student will be emailed their login details.



The screenshot shows the LiteracyPlanet library signup interface on a laptop. The page is titled "Step 1 Create Account" and "Step 2 Start Learning". The main form is divided into two sections: "Student Details" and "Your Details (Parent/Guardian)".

Student Details:

- First Name* (text input)
- Last Name* (text input)
- Year Level* (dropdown menu with "Please select" text)
- + Add Child (button)

Your Details (Parent/Guardian):

- Library* (dropdown menu with "Please select library" text)
- Barcode* (text input)
- Your library barcode number (text input)
- First Name* (text input)
- Last Name* (text input)
- Email* (text input)
- Next > (button)

Overview Library Signup:

- Children: 1
- Any questions? Send us a email: support@literacyplanet.com
- Privacy Policy (link)
- SECURED BY RapidSSL (logo)

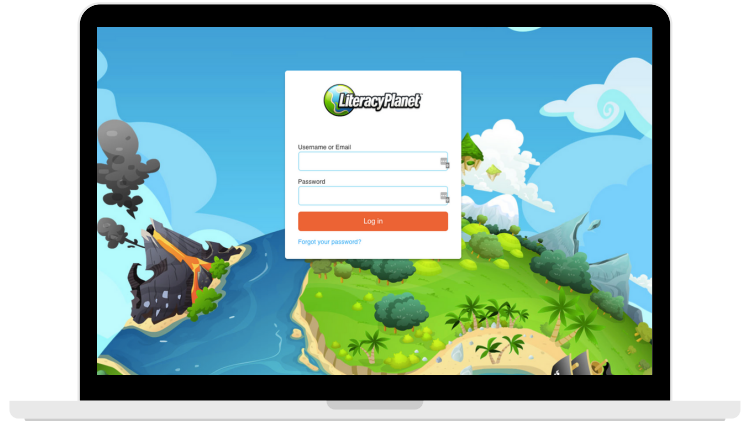
Note: It's important to note that access from a library does not include a parent or teacher dashboard and the reporting tools. The student is only given a student login to complete exercises at home or at the library.

Student Experience

Applications and browsers

Desktop

1. Go to app.literacyplanet.com on their desktop.
2. Log in using the username and password supplied.

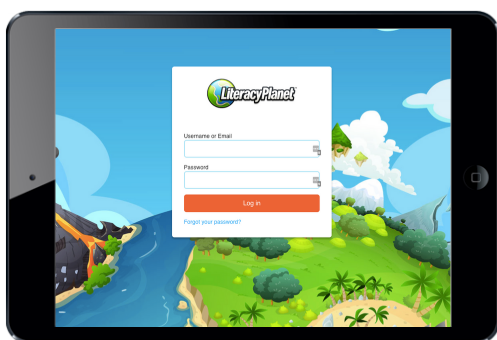


Tablet

1. Download the LiteracyPlanet Student App by clicking the icons below or searching "LiteracyPlanet" in the App Store or Google Play.



2. Log your child(ren) in with the username and password.

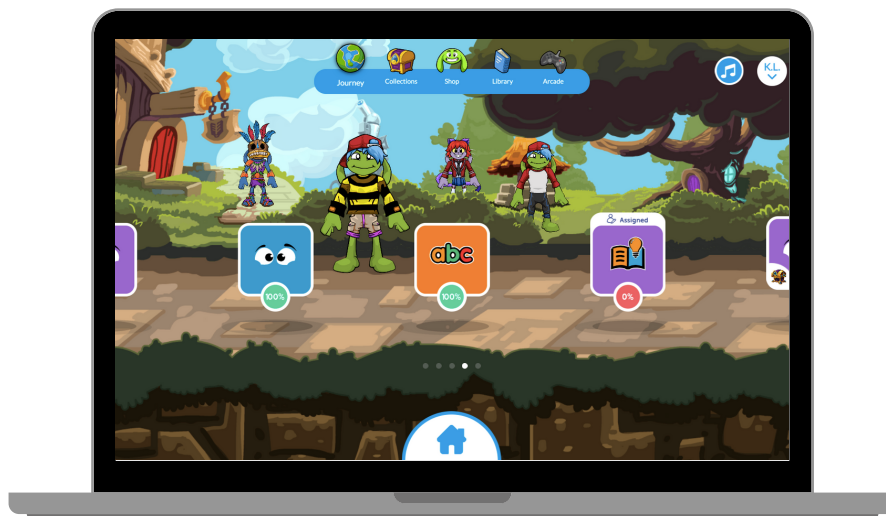


Student Experience

When you log into a student's home screen, you will see a burger icon on the right-hand side of the screen. Click on the burger icon to open up an accordion of tabs. Click the Missions tab to begin exploring the world of LiteracyPlanet.

My Missions

The My Missions tab takes your child or student to the home screen. This home screen displays the missions they have been assigned after they have completed a diagnostic test. Based on the test, the program assigns missions that form part of their personalised learning pathway.



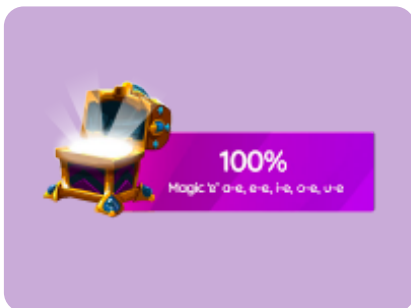
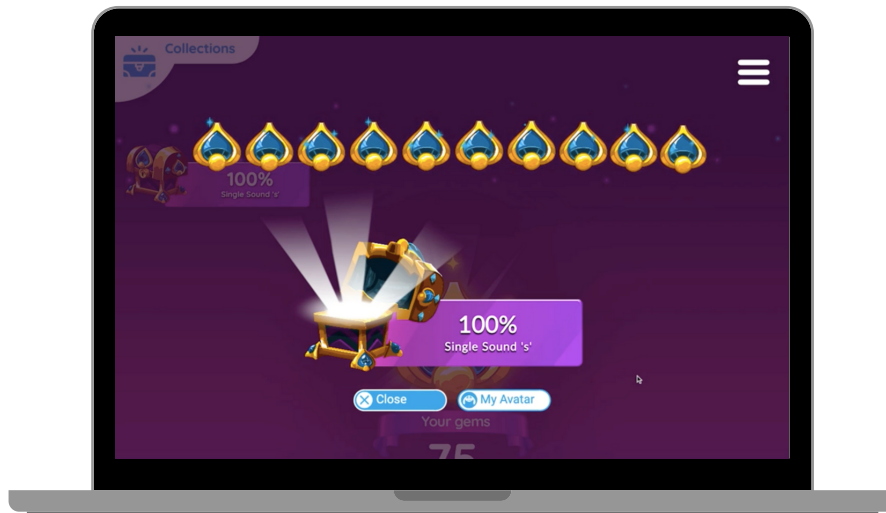
Within each mission, the student will be taken through a Learn, Practice, Test sequence to learn a concept. Learn and Practice includes activities that enable the student to learn about and then practise the concept, with the test component assessing their subsequent knowledge.



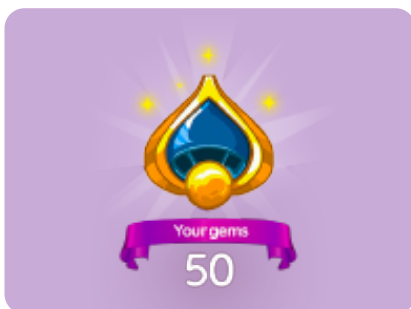
Student Experience

Collections

The Collections tab takes the student to their collections screen. Here they will find the gems they've earned, as well as the chests they can open to collect their gems.



The student can click on their chests to open them and collect their gems. These gems will be added to their My Gems collection.



My Gems shows the student how many gems they've earned. They can choose to continue collecting their gems or spend their gems in their avatar shop to customise their avatar.

Student Experience

My Avatar

The My Avatar tab takes your student to their avatar shop, where they can purchase items with their gems, or they can browse through their shop to see what they want to work towards being able to purchase. The avatar shop is like a real-life shop, with new features and fashion accessories being added all the time!

The student can click on each of the following character customisation tabs to customise their avatar.



The gem total at the bottom of their avatar tells the student how many gems they have available to spend in their shop.

Student Experience

Arcade

LiteracyPlanet's Arcade is where students can challenge their word accuracy and speed, as well as have fun bouncing Cloud the Sheep to reach the highest score or stack blocks as high as they can.

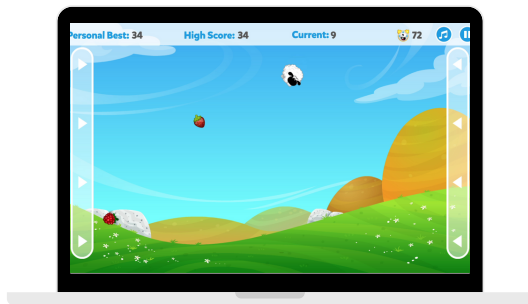
Word Morph

Word Morph is a great way to improve spelling speed and accuracy.




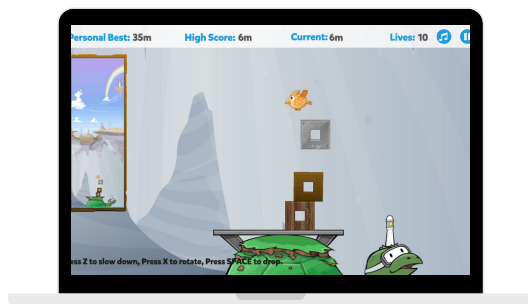
Sheep Bounce

Sheep Bounce is the ultimate arcade game - the goal is to have Cloud the Sheep bounce as high as it can.



Block Stack

Block Stack requires patience and proficiency - two skills that make it a delight to play.



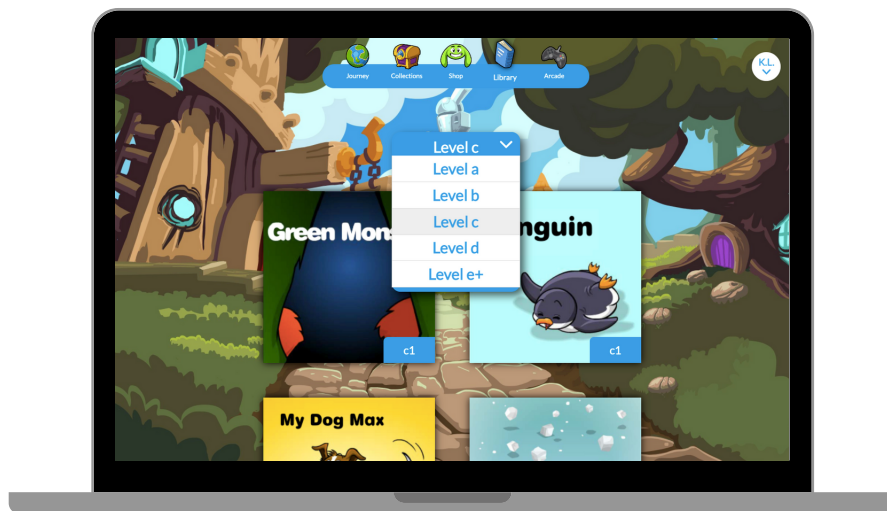
Student Experience

Library

1. The Library section is where children can read a variety of ebooks for fun.



2. You can filter these ebooks by LiteracyPlanet's Reading Levels which represent the reading challenge presented by a text. This challenge is determined by vocabulary difficulty and text complexity.

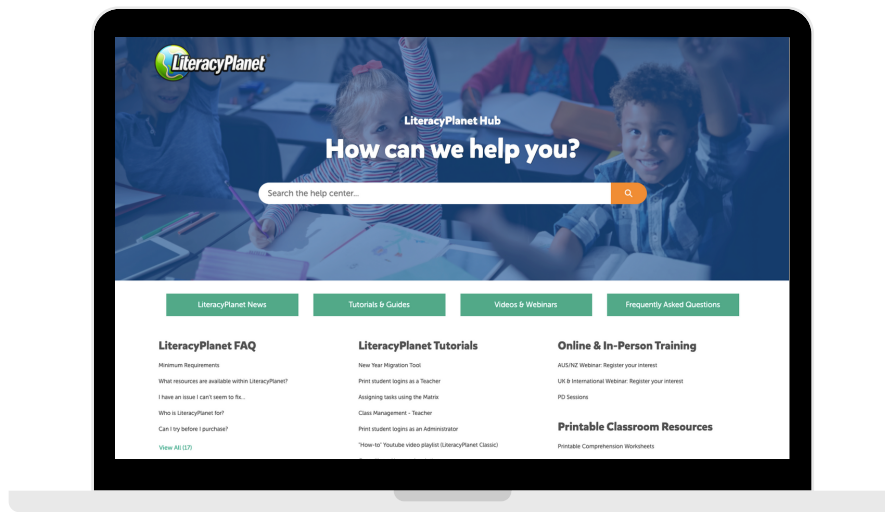


Support

LiteracyPlanet Hub

Make sure you check out the LiteracyPlanet Hub where many FAQs and guides live.

hub.literacyplanet.com/s/



LiteracyPlanet Team

If you need any technical assistance, contact LiteracyPlanet's friendly Customer Service Team via email/phone and they will get back to you on your question.

 www.literacyplanet.com

 hello@literacyplanet.com

 AU +61 1300 565 696

Library

For parents and children who have questions about their access, please contact your local librarian.