

Name: _____

Date: _____

Christmas Word Search #1

Can you find the words hidden in the puzzle?

M K U S J O R E R Y M A
S E H N O P A L S T U S
C A R O L S R V M O S L
O J I R L A I E D U I E
P R T C Y L R S I R T D
R P E T L G Y S H N H I
E I G I A L I E A A O P
S T T I N S E L E M L A
E H A L U D K D D E I S
N R R U S L E I G H D U
T R E S N A E E E T A D
S N O W M A N T R R Y Y

MERRY

JOLLY

CAROLS

ELVES

REINDEER

HOLIDAY

HOLLY

PRESENTS

SLEIGH

SNOWMAN

SLED

TINSEL



Teacher's Copy

Christmas Word Search #1

Can you find the words hidden in the puzzle?



MERRY

JOLLY

CAROLS

ELVES

REINDEER

HOLIDAY

HOLLY

PRESENTS

SLEIGH

SNOWMAN

SLED

TINSEL



Name: _____

Date: _____

Christmas Word Search #2

Can you find the words hidden in the puzzle?

S K S C J F R E R Y M A
P T N N A P E L S T U O
I R O O L R R S S T A R
R A W C L A O E T U I N
I D B C K P R L R I T A
T I A T L I Y S E N V M
W T L I R N N E J R O E
S I L I N E E G O M S N
C O A L U C J D I E I T
N N R U S O W E C H D S
T T I D I N G S E T A D
M I S T L E T O E R Y Y

STOCKING

CAROLERS

MISTLETOE

PINECONE

SNOWBALL

REJOICE

ORNAMENTS


SPIRIT

FESTIVE

STAR

TRADITION

TIDINGS



Teacher's Copy

Christmas Word Search #2

Can you find the words hidden in the puzzle?



STOCKING

CAROLERS

MISTLETOE

PINECONE

SNOWBALL

REJOICE

ORNAMENTS


SPIRIT

FESTIVE

STAR

TRADITION

TIDINGS

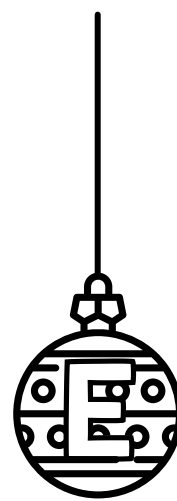

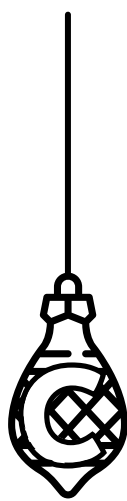





Name: _____

Date: _____

Word Builder #1


How many words can you make with the letters below?



Teacher's Copy

Word Builder #1

How many words can you make with the letters below?



Beet

Debt

Dyed

Bedded

Decoded

Ebbed

Bode

Decode

Obey

Booted

Deed

Octet

Ceded

Detect

Teddy

Coded

Detected

Toyed

Coed

Decoy

Toed

Cooed

Dote


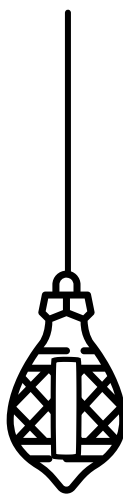

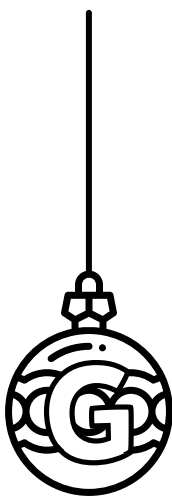

Toted

Name: _____

Date: _____

Word Builder #2


How many words can you make with the letters below?



Teacher's Copy

Word Builder #2

How many words can you make with the letters below?



Door

Prior

Droid

Drippy

Prodigy

Drip

Droopy

Prop

Dory

Grid

Rigid

Priory

Grip

Gyro

Rigor

Groggy

Gory

Gird

Odor

Drop

Prod

Poor

Droop


Ropy

Name: _____

Date: _____

Chatterbox Cutout

Follow the instructions to make a chatterbox!



Instructions


1. Cut out the square above around the solid lines.
2. Fold the square shape in half to form a triangle and fold it again to form a smaller triangle.
3. Unfold the triangle to return to the square shape.
4. Fold the corners of the centre of the square, then flip the paper over.
5. Fold the corners to the centre of the square.
6. Fold and unfold the bottom section of the square up to the top.
7. Fold and unfold the left section of the square to the right.
8. Place the four corners of your square in the centre of the square.
9. Fill in the sections as you like and you are ready to play!

Name: _____

Date: _____

Christmas Crosswords

Use the hints to solve this crossword puzzle!



ACROSS

1. Santa rides this when he delivers presents
2. You decorate the Christmas tree with this
3. Used to decorate presents
4. You put this at the top of your Christmas tree
5. What you give to friends and family during Christmas
6. How Santa gets into houses
7. These jingle during Christmas

DOWN

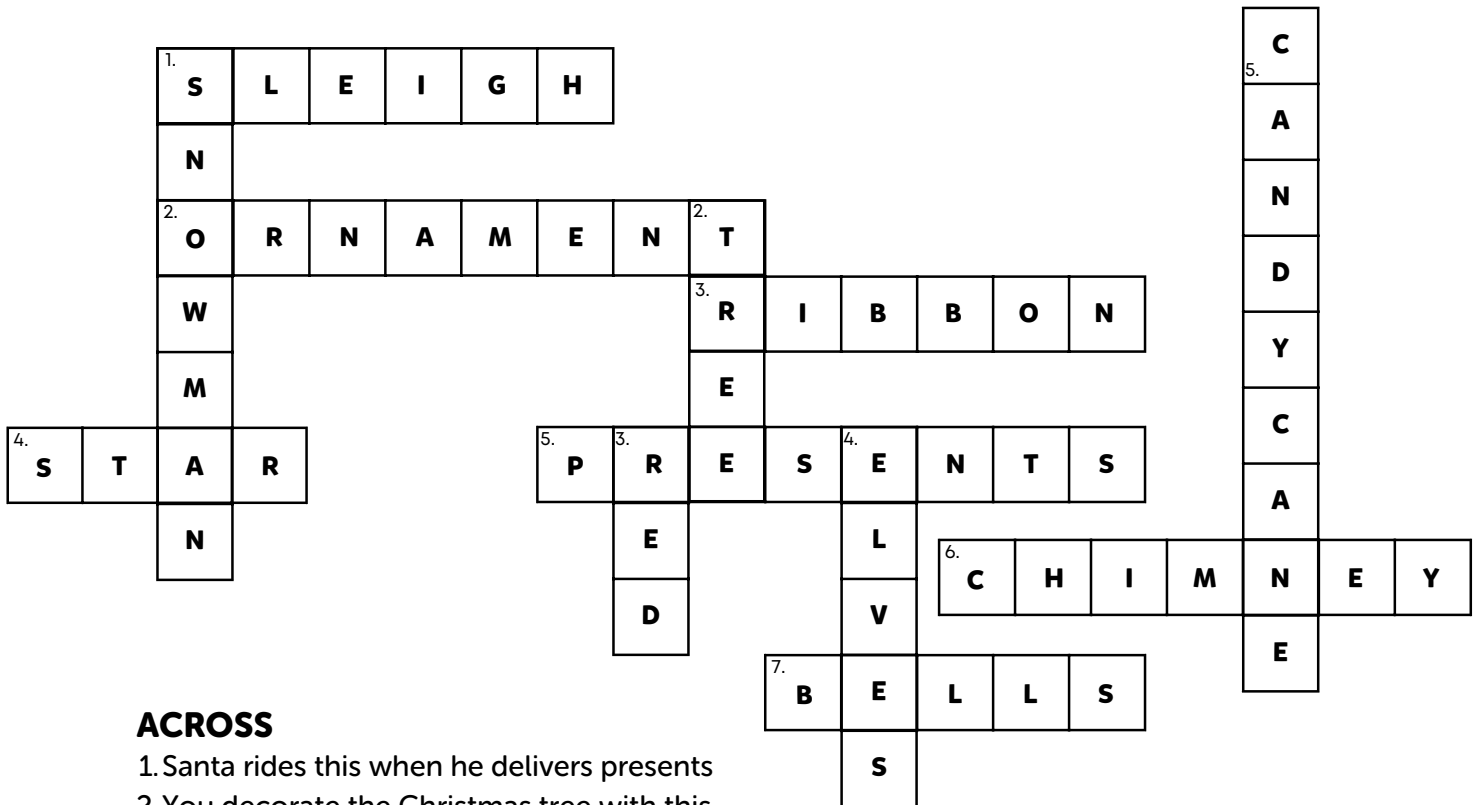
1. A figure made of snow
2. You put the presents under this
3. Colour of Santa's outfit
4. They make Santa's presents
5. Festive striped candy



Teacher's Copy

Christmas Crosswords

Use the hints to solve this crossword puzzle!



ACROSS

1. Santa rides this when he delivers presents
2. You decorate the Christmas tree with this
3. Used to decorate presents
4. You put this at the top of your Christmas tree
5. What you give to friends and family during Christmas
6. How Santa gets into houses
7. These jingle during Christmas

DOWN

1. A figure made of snow
2. You put the presents under this
3. Colour of Santa's outfit
4. They make Santa's presents
5. Festive striped candy




Name: _____

Date: _____

Snowflake Tracing

Draw the other side to complete the snowflake!




Name: _____

Date: _____

Snowflake Tracing

Draw the other side to complete the snowflake!

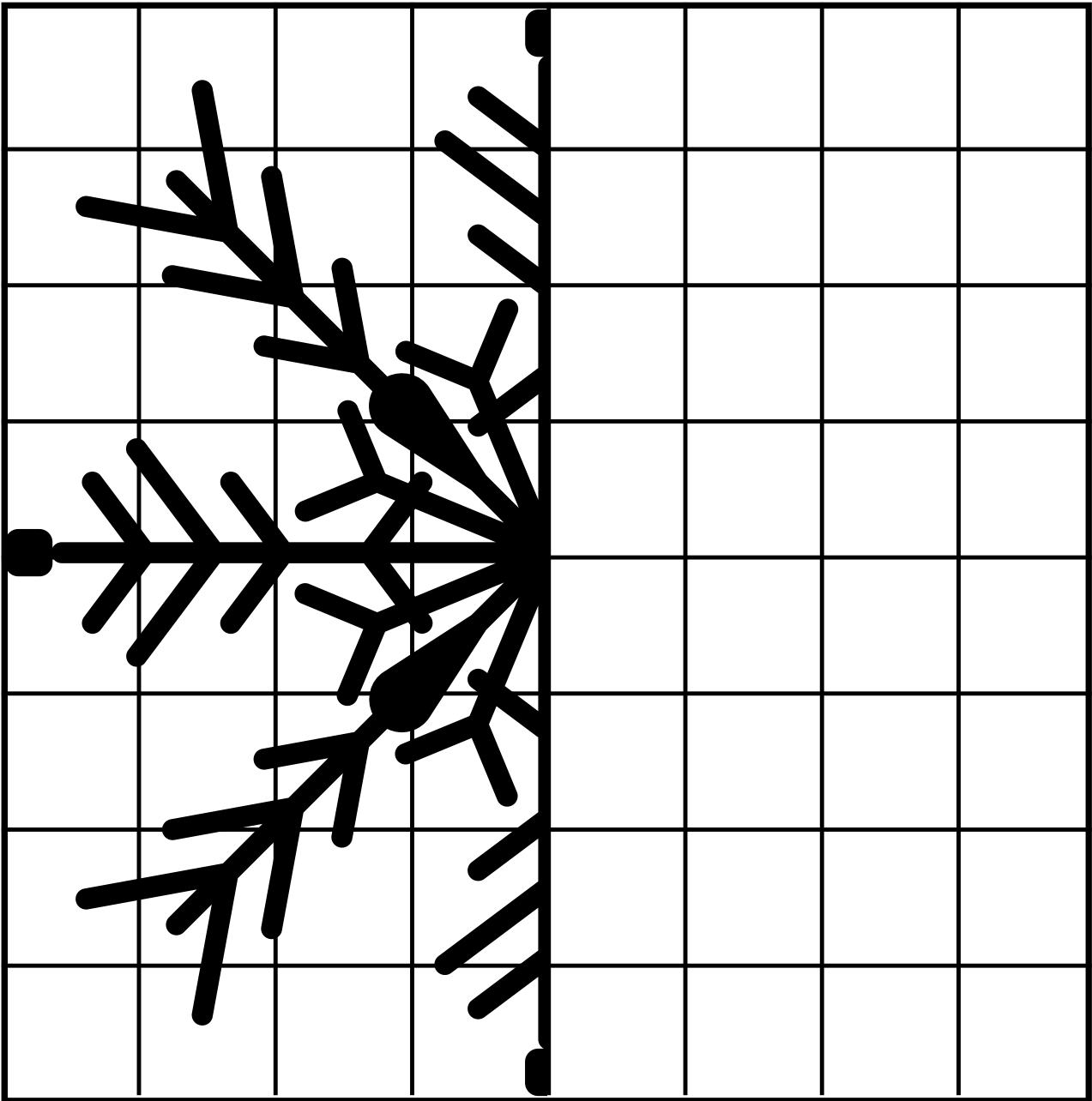


Name: _____

Date: _____

Snowflake Tracing

Draw the other side to complete the snowflake!





Name: _____

Date: _____

Christmas Cards

Colour in the cards, cut along the dotted line, and fold in half to make Christmas cards!





Name: _____

Date: _____

Christmas Cards

Colour in the cards, cut along the dotted line, and fold in half to make Christmas cards!



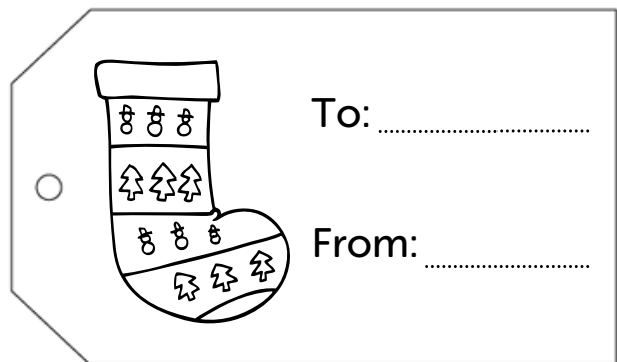
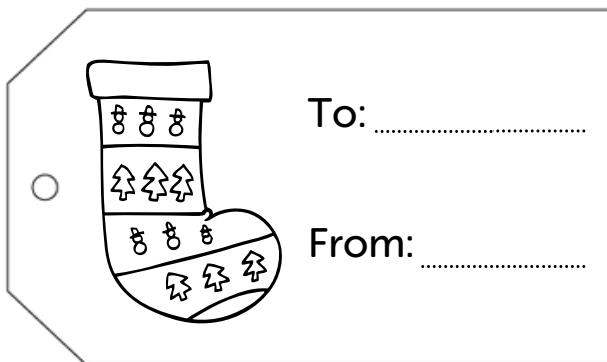




Name: _____

Date: _____

Gift Tags

Colour in and cut out these gift tags for your presents!











Name: _____

Date: _____

Gift Tags

Colour in and cut out these gift tags for your presents!

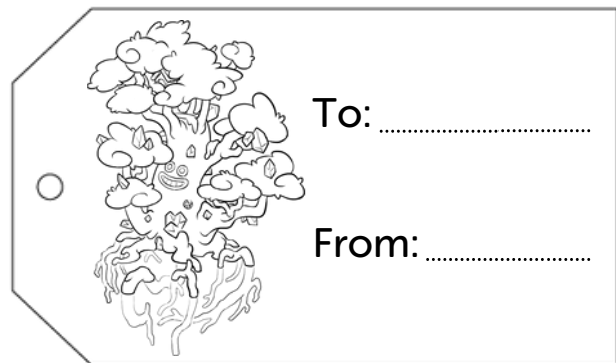
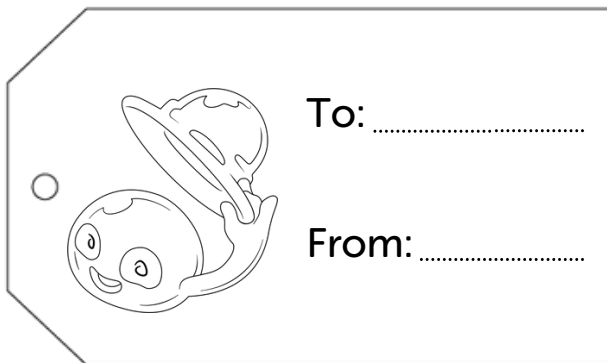








Name: _____

Date: _____

Gift Tags

Colour in and cut out these gift tags for your presents!



Name: _____

Date: _____

Decorate Your Trees

Colour in these ornaments to decorate your Christmas tree!

